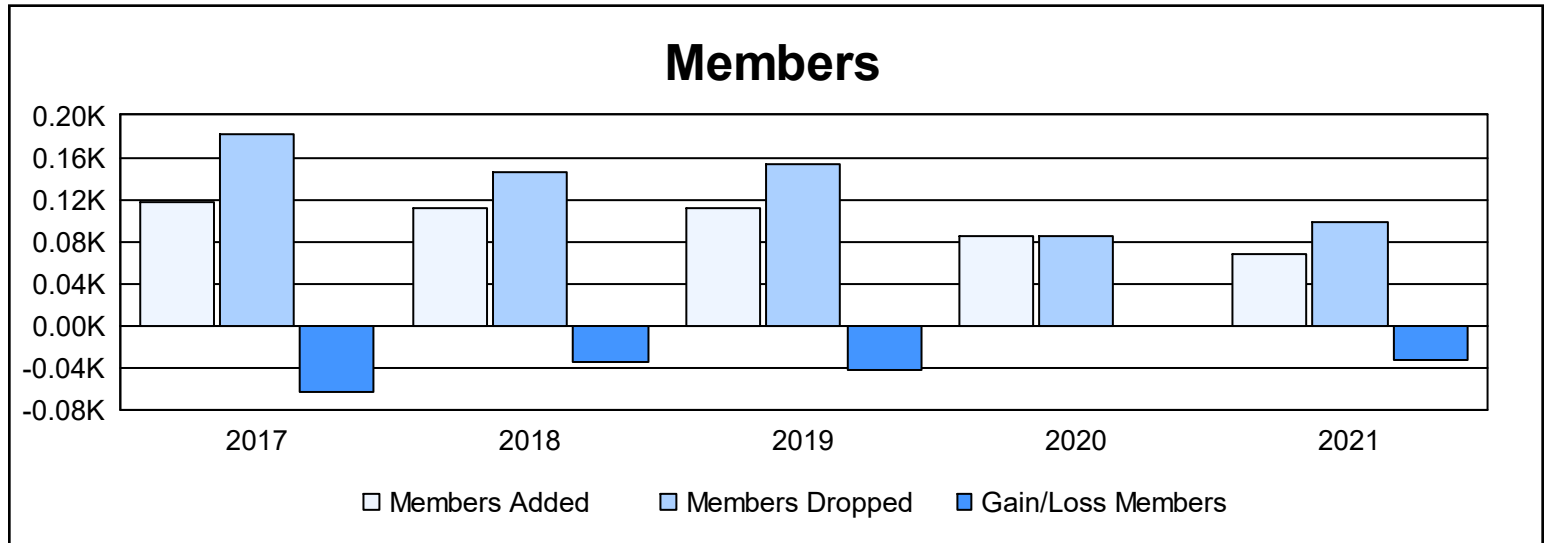
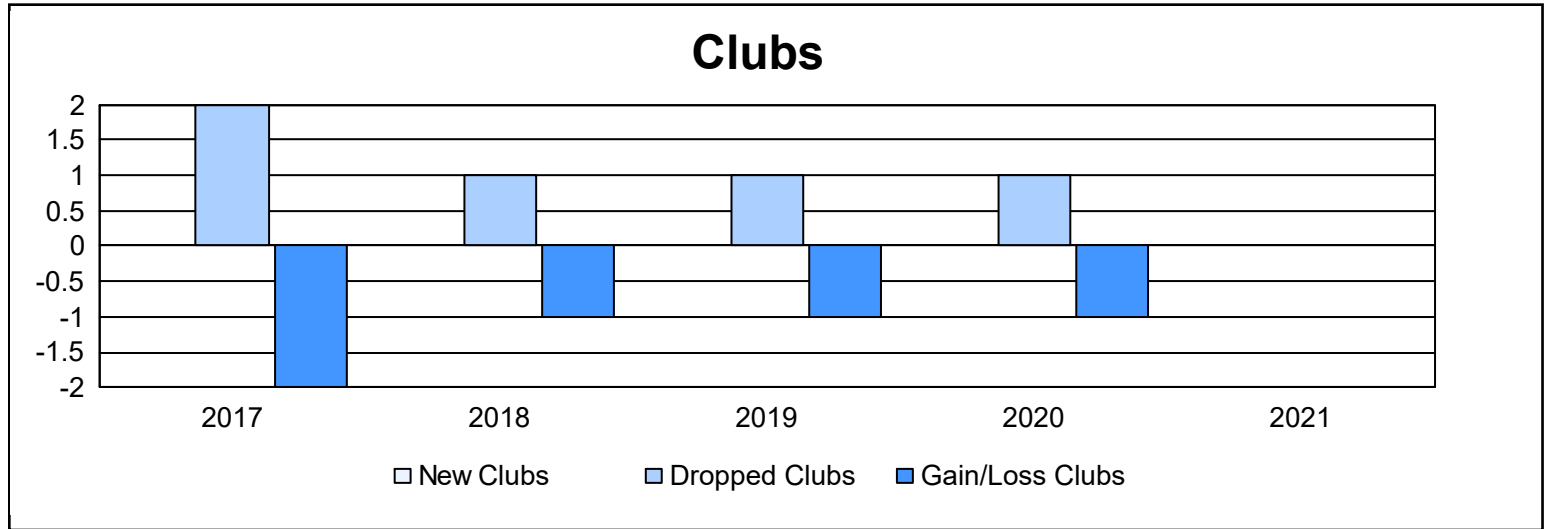
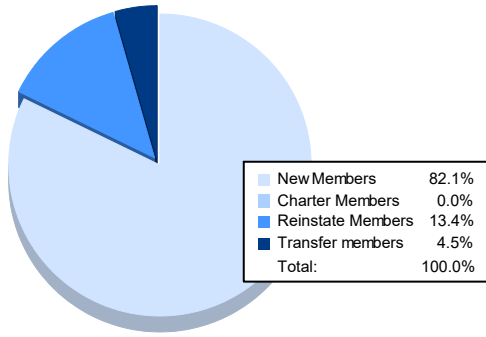


| Year | New Clubs | Dropped Clubs | Gain/ Loss Clubs | New Members | Charter Members | Reinstate Members | Transfer Members | Total Member Added | Total Members Dropped | Gain/ Loss Members |
|----------------|-----------|---------------|------------------|-------------|-----------------|-------------------|------------------|--------------------|-----------------------|--------------------|
| 2016-2017 | 0 | 2 | -2 | 104 | 0 | 10 | 3 | 117 | 181 | -64 |
| 2017-2018 | 0 | 1 | -1 | 97 | 0 | 9 | 6 | 112 | 146 | -34 |
| 2018-2019 | 0 | 1 | -1 | 94 | 0 | 9 | 8 | 111 | 153 | -42 |
| 2019-2020 | 0 | 1 | -1 | 67 | 3 | 14 | 1 | 85 | 85 | 0 |
| 2020-2021 | 0 | 0 | 0 | 55 | 0 | 9 | 3 | 67 | 99 | -32 |
| Average | 0 | 1 | -1 | 83 | 1 | 10 | 4 | 98 | 133 | -34 |



Membership Composition June 2021 Cumulative



Gender Composition June 2021 Cumulative

